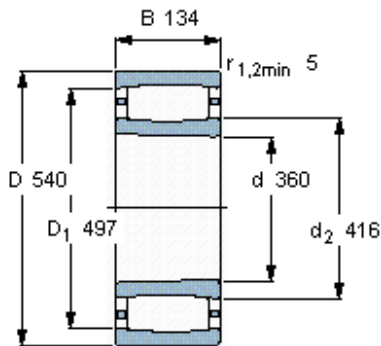
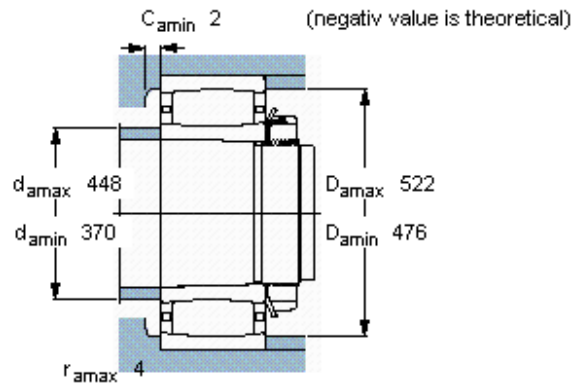
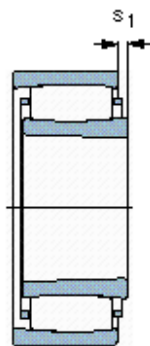


CARB toroidal roller bearings, cylindrical and tapered bore

Principal dimensions			Basic load ratings		Speed ratings		Designation	
d	D	B	dynamic C	static C0	Reference speed	Limiting speed	* SKF Explorer bearing	** Check availability
mm			kN		r/min		-	
360	540	134	2900	5000	900	1300	C 3072 KM *	**



Tapered bore, taper
1: 12



Axial displacement s_1 26,4

Misalignment factor k_1 0,12

Operating clearance factor k_2 0,099